



OKLAHOMA HORSE RACING COMMISSION AUDIT REPORT OF GAMING OPERATIONS WILL ROGERS DOWNS AND REMINGTON PARK

Contract Audit

April 2024

Cindy Byrd, CPA
State Auditor & Inspector

**OKLAHOMA HORSE RACING COMMISSION
AUDIT REPORT OF GAMING OPERATIONS
WILL ROGERS DOWNS AND REMINGTON PARK
APRIL 2024**

This publication, issued by the Oklahoma State Auditor and Inspector's Office as authorized by 74 O.S. § 212, has not been printed, but is available on the agency's website (www.sai.ok.gov) and in the Oklahoma Department of Libraries Publications Clearinghouse Digital Collection (<http://digitalprairie.ok.gov/cdm/search/collection/audits/>) pursuant to 65 O.S. § 3-114.



May 15, 2024

**TO THE MEMBERS OF THE OKLAHOMA
HORSE RACING COMMISSION**

Transmitted herewith is the Audit Report of Gaming Operations for Will Rogers Downs and Remington Park for the month of April 2024. The report is the result of our monitoring and data accumulation in accordance with the State Auditor and Inspector's contract with the Oklahoma Horse Racing Commission (OHRC) and Title 3A of the Oklahoma Statutes for Gaming.

The goal of the State Auditor and Inspector is to promote accountability and fiscal integrity in state and local government. Maintaining our independence as we provide this service to the taxpayers of Oklahoma is of utmost importance.

We wish to take this opportunity to express our appreciation for the assistance and cooperation extended to our Office during our engagement.

Sincerely,

A handwritten signature in blue ink that reads "Cindy Byrd".

CINDY BYRD, CPA
OKLAHOMA STATE AUDITOR & INSPECTOR

**OKLAHOMA HORSE RACING COMMISSION
Audit Report of Gaming Operations
Will Rogers Downs and Remington Park
For the Month of April 2024**

TABLE OF CONTENTS

	<u>PAGE</u>
STATE AUDITOR AND INSPECTOR LETTER.....	4
TOTAL GAMING REVENUE.....	5
COMPARISON OF PRIOR MONTH AND PRIOR YEAR.....	6
YEAR TO DATE GAMING TOTALS.....	7
WILL ROGERS DOWNS REVENUE.....	8
REMINGTON PARK REVENUE.....	9
PRIOR TWELVE MONTH GRAPH.....	10



**TO THE MEMBERS OF THE OKLAHOMA
HORSE RACING COMMISSION**

We performed an audit in accordance with the OHRC Gaming Contract and Title 3A of the Oklahoma Statutes for Gaming. The information presented in this report is derived from gaming data obtained from the gaming vendors and licensees located at Will Rogers Downs and Remington Park for the month of April 2024.

Because our procedures do not constitute an audit conducted in accordance with generally accepted auditing standards, we do not express such an opinion on the information. This report relates only to this information and does not extend to any financial statements of the racetracks or racinos.

In planning and performing these procedures, we considered the internal control structure of the gaming departments; however, our procedures were substantially less in scope than the procedures we would have applied if we had been engaged to express an opinion on the internal controls. Accordingly, we do not express an opinion on their internal control structure.

Sincerely,

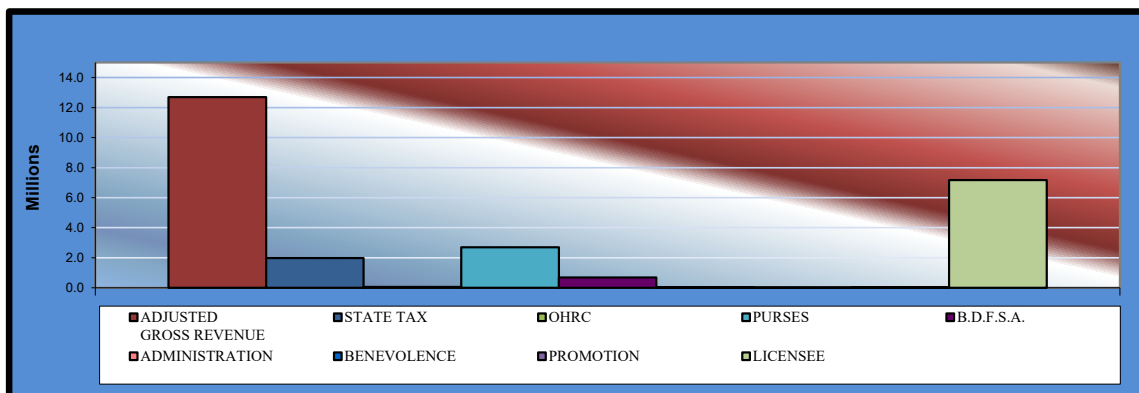
A handwritten signature in blue ink that reads "Cindy Byrd".

CINDY BYRD, CPA
OKLAHOMA STATE AUDITOR & INSPECTOR

May 15, 2024

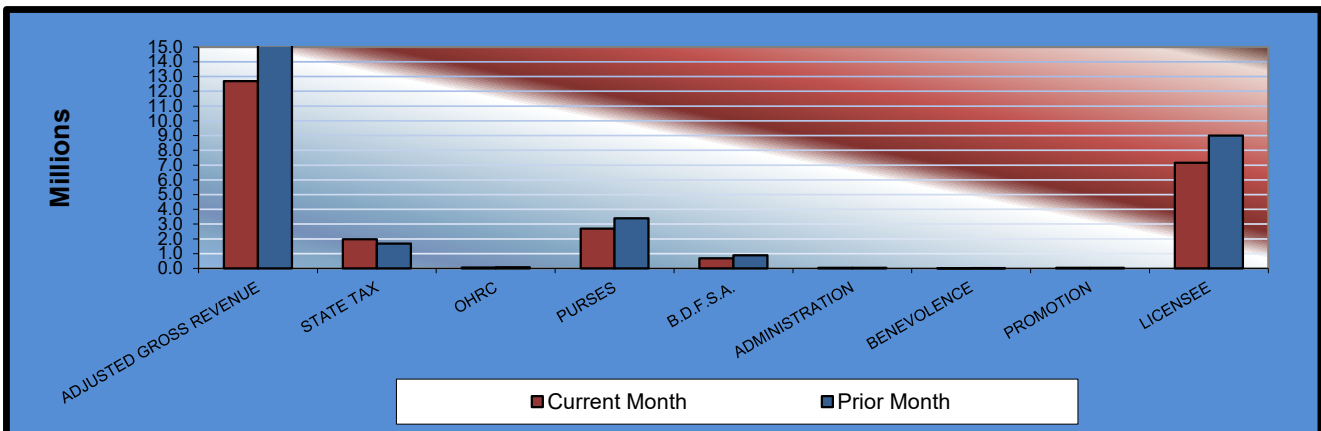
Gaming at Oklahoma Horse Racing Tracks Will Rogers Downs and Remington Park Total Gaming Revenue April 2024

	<u>TOTAL</u>	<u>WILL ROGERS DOWNS</u>	<u>REMINGTON PARK</u>
Gaming Days This Month	60	30	30
Adjusted Gross Revenue	<u>\$12,691,092.67</u>	<u>\$2,141,435.60</u>	<u>\$10,549,657.07</u>
State Tax			
General Revenue Fund	238,065.84	25,697.23	212,368.61
Education Reform	1,745,816.10	188,446.32	1,557,369.78
Oklahoma Horse Racing Commission	63,455.46	10,707.18	52,748.28
Purse Fund			
<u>Purses</u>			
Thoroughbred	1,418,423.67	230,552.31	1,187,871.36
Quarterhorse	1,147,353.34	211,074.62	936,278.72
Paint & Appaloosa	137,813.04	23,452.75	114,360.29
<u>Breeding Development Fund</u>			
<u>Special Account</u>			
Thoroughbred	278,680.10	27,825.28	250,854.82
Quarterhorse	380,040.05	21,465.22	358,574.83
Paint & Appaloosa	31,897.35	2,385.02	29,512.33
<u>Administration</u>			
Thoroughbred	17,406.19	2,650.03	14,756.16
Quarterhorse	15,665.57	2,385.02	13,280.55
Paint & Appaloosa	1,740.61	265.00	1,475.61
<u>Benevolence</u>			
Thoroughbred	8,703.09	1,325.01	7,378.08
Quarterhorse	7,832.78	1,192.51	6,640.27
Paint & Appaloosa	870.31	132.50	737.81
<u>Promotions</u>			
Thoroughbred	17,406.19	2,650.03	14,756.16
Quarterhorse	15,665.57	2,385.02	13,280.55
Paint & Appaloosa	1,740.61	265.00	1,475.61
Licensee	\$7,162,516.80	\$1,386,579.55	\$5,775,937.25



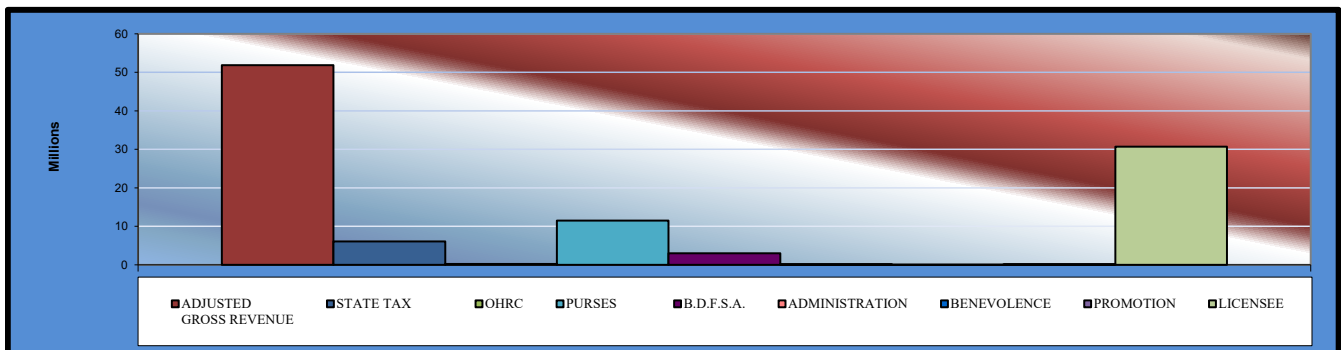
Gaming at Oklahoma Horse Racing Tracks Will Rogers Downs and Remington Park Comparison of Prior Month and Prior Year April 2024

	<u>TOTAL</u>	<u>PRIOR MONTH</u>	<u>% CHANGE</u>	<u>April 2023</u>	<u>% CHANGE</u>
Gaming Days	60	62	-3.23%	60	0.00%
Adjusted Gross Revenue	\$12,691,092.67	\$15,147,041.48	-16.21%	\$13,744,508.57	-7.66%
State Tax					
General Revenue Fund	238,065.84	200,941.33	18.48%	267,289.11	-10.93%
Education Reform	1,745,816.10	1,473,569.79	18.48%	1,960,120.19	-10.93%
Oklahoma Horse Racing Commission	63,455.46	75,735.22	-16.21%	68,722.54	-7.66%
Purse Fund					
<u>Purses</u>					
Thoroughbred	1,418,423.67	1,785,833.14	-20.57%	1,515,677.08	-6.42%
Quarterhorse	1,147,353.34	1,439,281.38	-20.28%	1,221,653.34	-6.08%
Paint & Appaloosa	137,813.04	173,284.76	-20.47%	147,075.09	-6.30%
<u>Breeding Development Fund</u>					
<u>Special Account</u>					
Thoroughbred	278,680.10	354,609.15	-21.41%	300,891.91	-7.38%
Quarterhorse	380,040.05	487,116.68	-21.98%	413,258.75	-8.04%
Paint & Appaloosa	31,897.35	40,759.47	-21.74%	34,581.80	-7.76%
<u>Administration</u>					
Thoroughbred	17,406.19	21,953.26	-20.71%	18,631.48	-6.58%
Quarterhorse	15,665.57	19,757.93	-20.71%	16,768.33	-6.58%
Paint & Appaloosa	1,740.61	2,195.33	-20.71%	1,863.15	-6.58%
<u>Benevolence</u>					
Thoroughbred	8,703.09	10,976.63	-20.71%	9,315.74	-6.58%
Quarterhorse	7,832.78	9,878.97	-20.71%	8,384.17	-6.58%
Paint & Appaloosa	870.31	1,097.66	-20.71%	931.58	-6.58%
<u>Promotions</u>					
Thoroughbred	17,406.19	21,953.26	-20.71%	18,631.48	-6.58%
Quarterhorse	15,665.57	19,757.93	-20.71%	16,768.33	-6.58%
Paint & Appaloosa	1,740.61	2,195.33	-20.71%	1,863.15	-6.58%
Licensee	\$7,162,516.80	\$9,006,144.26	-20.47%	\$7,722,081.35	-7.25%



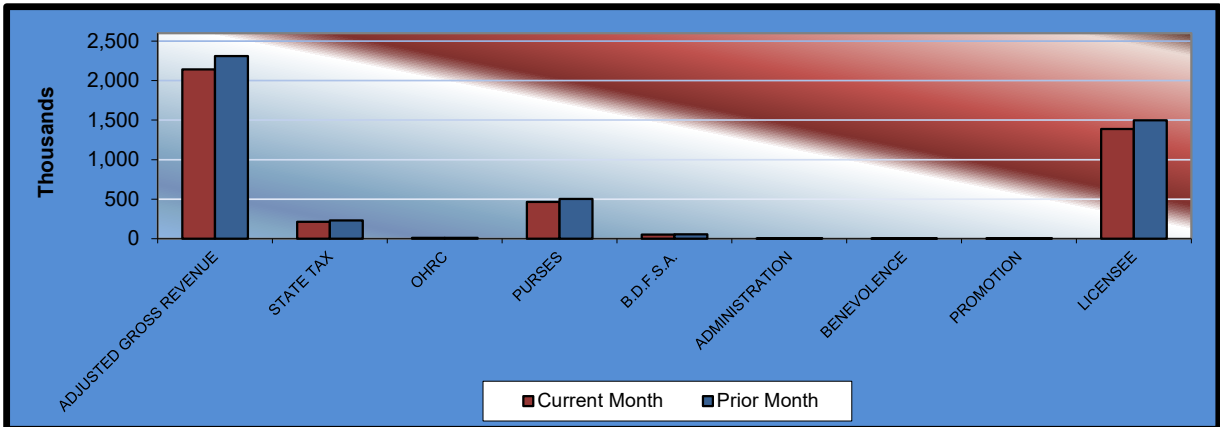
Gaming at Oklahoma Horse Racing Tracks Will Rogers Downs and Remington Park Year to Date Gaming Totals Comparison April 2024

	WILL ROGERS DOWNS	REMINGTON PARK	2024 TOTAL	2023 TOTAL	% CHANGE
Gaming Days This Year	121	121	242	240	0.83%
Adjusted Gross Revenue	<u>\$8,099,308.60</u>	<u>\$43,745,796.61</u>	<u>\$51,845,105.21</u>	<u>\$52,795,953.64</u>	-1.80%
State Tax					
General Revenue Fund	97,191.70	629,899.12	727,090.82	756,962.90	-3.95%
Education Reform	712,739.15	4,619,260.20	5,331,999.35	5,551,061.38	-3.95%
Oklahoma Horse Racing Commission	40,496.54	218,729.00	259,225.54	263,979.78	-1.80%
Purse Fund					
<u>Purses</u>					
Thoroughbred	871,991.81	5,162,901.60	6,034,893.41	6,124,888.86	-1.47%
Quarterhorse	798,323.52	4,069,392.61	4,867,716.13	4,930,595.39	-1.28%
Paint & Appaloosa	88,702.62	497,049.55	585,752.17	594,071.47	-1.40%
<u>Breeding Development Fund</u>					
<u>Special Account</u>					
Thoroughbred	105,240.39	1,090,302.20	1,195,542.59	1,220,272.93	-2.03%
Quarterhorse	81,185.45	1,558,490.79	1,639,676.24	1,680,050.23	-2.40%
Paint & Appaloosa	9,020.61	128,270.85	137,291.46	140,444.73	-2.25%
<u>Administration</u>					
Thoroughbred	10,022.90	64,135.42	74,158.32	75,335.00	-1.56%
Quarterhorse	9,020.61	57,721.88	66,742.49	67,801.49	-1.56%
Paint & Appaloosa	1,002.29	6,413.53	7,415.82	7,533.49	-1.56%
<u>Benevolence</u>					
Thoroughbred	5,011.45	32,067.70	37,079.15	37,667.48	-1.56%
Quarterhorse	4,510.30	28,860.94	33,371.24	33,900.74	-1.56%
Paint & Appaloosa	501.14	3,206.77	3,707.91	3,766.75	-1.56%
<u>Promotions</u>					
Thoroughbred	10,022.90	64,135.42	74,158.32	75,335.00	-1.56%
Quarterhorse	9,020.61	57,721.88	66,742.49	67,801.49	-1.56%
Paint & Appaloosa	1,002.29	6,413.53	7,415.82	7,533.49	-1.56%
Licensee	\$5,244,302.32	\$25,450,823.62	\$30,695,125.94	\$31,156,951.04	-1.48%



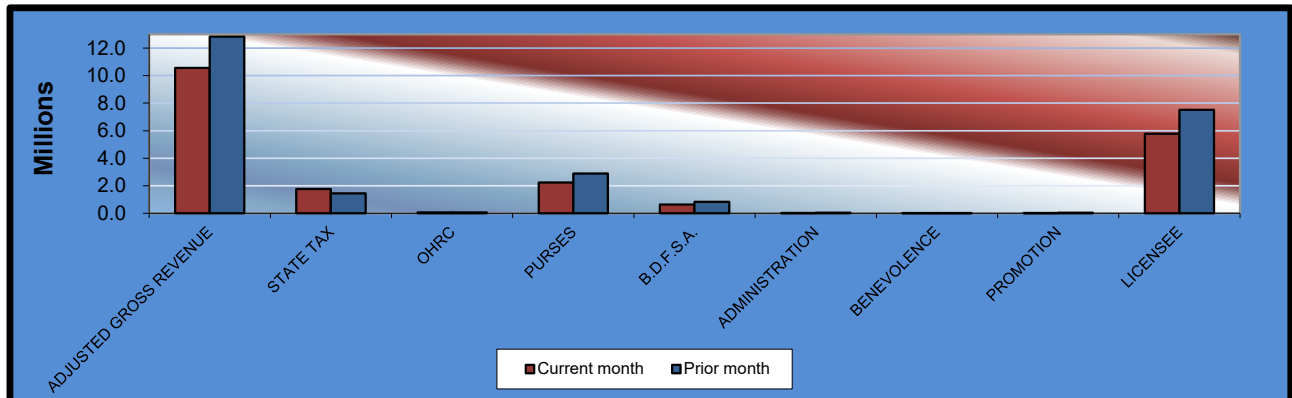
Gaming at Oklahoma Horse Racing Tracks Will Rogers Downs and Remington Park Will Rogers Downs Revenue April 2024

<u>Will Rogers Downs</u>	<u>CURRENT MONTH</u>	<u>PRIOR MONTH</u>	<u>% CHANGE</u>	<u>April 2023</u>	<u>% CHANGE</u>
Gaming Days	30	31	-3.23%	30	0.00%
Adjusted Gross Revenue	\$2,141,435.60	\$2,311,879.28	-7.37%	\$1,969,629.08	8.72%
State Tax					
General Revenue Fund	25,697.23	27,742.55	-7.37%	23,635.55	8.72%
Education Reform	188,446.32	203,445.38	-7.37%	173,327.36	8.72%
Oklahoma Horse Racing Commission					
	10,707.18	11,559.40	-7.37%	9,848.14	8.72%
Purse Fund					
<u>Purses</u>					
Thoroughbred	230,552.31	248,902.70	-7.37%	212,055.18	8.72%
Quarterhorse	211,074.62	227,874.70	-7.37%	194,140.19	8.72%
Paint & Appaloosa	23,452.75	25,319.40	-7.37%	21,571.14	8.72%
<u>Breeding Development Fund</u>					
<u>Special Account</u>					
Thoroughbred	27,825.28	30,039.98	-7.37%	25,592.87	8.72%
Quarterhorse	21,465.22	23,173.70	-7.37%	19,743.07	8.72%
Paint & Appaloosa	2,385.02	2,574.86	-7.37%	2,193.67	8.72%
<u>Administration</u>					
Thoroughbred	2,650.03	2,860.95	-7.37%	2,437.42	8.72%
Quarterhorse	2,385.02	2,574.86	-7.37%	2,193.67	8.72%
Paint & Appaloosa	265.00	286.10	-7.38%	243.74	8.72%
<u>Benevolence</u>					
Thoroughbred	1,325.01	1,430.48	-7.37%	1,218.71	8.72%
Quarterhorse	1,192.51	1,287.43	-7.37%	1,096.84	8.72%
Paint & Appaloosa	132.50	143.05	-7.38%	121.87	8.72%
<u>Promotions</u>					
Thoroughbred	2,650.03	2,860.95	-7.37%	2,437.42	8.72%
Quarterhorse	2,385.02	2,574.86	-7.37%	2,193.67	8.72%
Paint & Appaloosa	265.00	286.10	-7.38%	243.74	8.72%
Licensee	\$1,386,579.55	\$1,496,941.83	-7.37%	\$1,275,334.83	8.72%

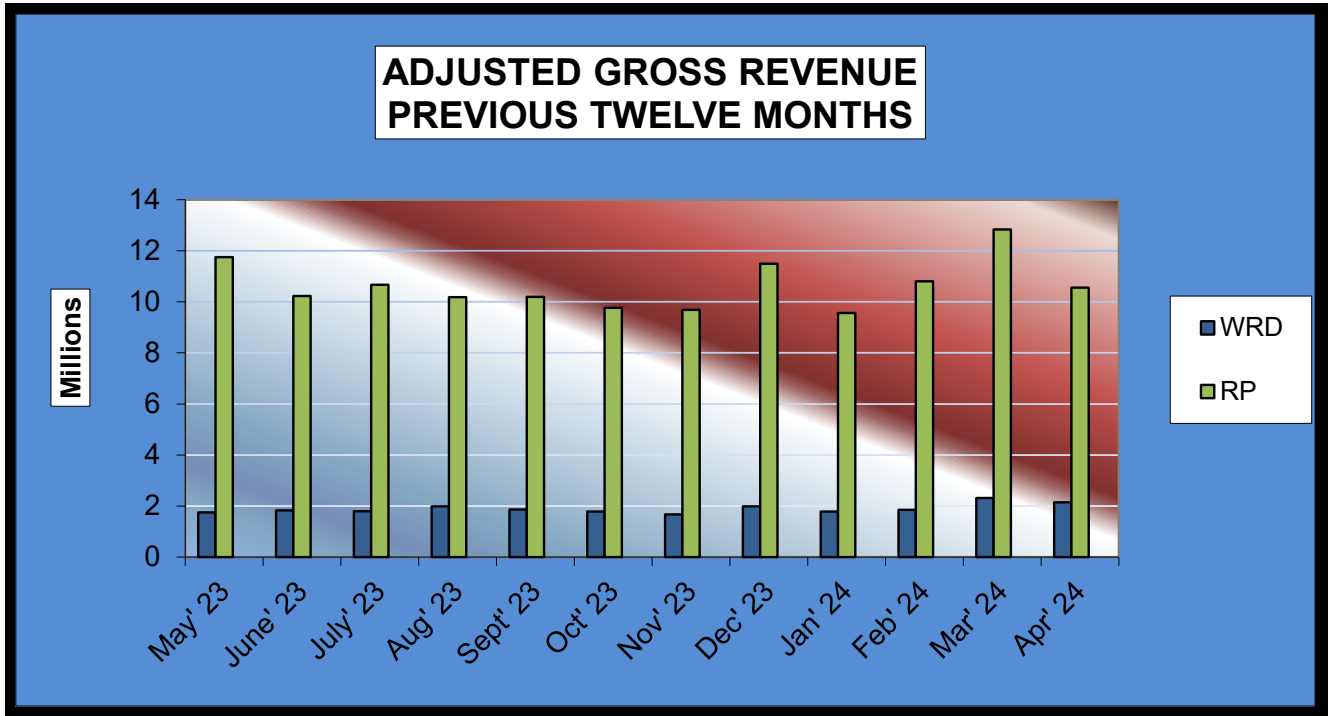


Gaming at Oklahoma Horse Racing Tracks Will Rogers Downs and Remington Park Remington Park Revenue April 2024

<u>Remington Park</u>	<u>CURRENT MONTH</u>	<u>PRIOR MONTH</u>	<u>% CHANGE</u>	<u>April 2023</u>	<u>% CHANGE</u>
Gaming Days	30	31	-3.23%	30	0.00%
Adjusted Gross Revenue	\$10,549,657.07	\$12,835,162.20	-17.81%	\$11,774,879.49	-10.41%
State Tax					
General Revenue Fund	212,368.61	173,198.78	22.62%	243,653.56	-12.84%
Education Reform	1,557,369.78	1,270,124.41	22.62%	1,786,792.83	-12.84%
Oklahoma Horse Racing Commission	52,748.28	64,175.82	-17.81%	58,874.40	-10.41%
Purse Fund					
<u>Purses</u>					
Thoroughbred	1,187,871.36	1,536,930.44	-22.71%	1,303,621.90	-8.88%
Quarterhorse	936,278.72	1,211,406.68	-22.71%	1,027,513.15	-8.88%
Paint & Appaloosa	114,360.29	147,965.36	-22.71%	125,503.95	-8.88%
Breeding Development Fund					
<u>Special Account</u>					
Thoroughbred	250,854.82	324,569.17	-22.71%	275,299.04	-8.88%
Quarterhorse	358,574.83	463,942.98	-22.71%	393,515.68	-8.88%
Paint & Appaloosa	29,512.33	38,184.61	-22.71%	32,388.13	-8.88%
<u>Administration</u>					
Thoroughbred	14,756.16	19,092.31	-22.71%	16,194.06	-8.88%
Quarterhorse	13,280.55	17,183.07	-22.71%	14,574.66	-8.88%
Paint & Appaloosa	1,475.61	1,909.23	-22.71%	1,619.41	-8.88%
<u>Benevolence</u>					
Thoroughbred	7,378.08	9,546.15	-22.71%	8,097.03	-8.88%
Quarterhorse	6,640.27	8,591.54	-22.71%	7,287.33	-8.88%
Paint & Appaloosa	737.81	954.61	-22.71%	809.71	-8.88%
<u>Promotions</u>					
Thoroughbred	14,756.16	19,092.31	-22.71%	16,194.06	-8.88%
Quarterhorse	13,280.55	17,183.07	-22.71%	14,574.66	-8.88%
Paint & Appaloosa	1,475.61	1,909.23	-22.71%	1,619.41	-8.88%
Licensee	\$5,775,937.25	\$7,509,202.43	-23.08%	\$6,446,746.52	-10.41%



**Gaming at Oklahoma Horse Racing Tracks
Will Rogers Downs and Remington Park
Prior Twelve Month Graph
April 2024**



O·K·L·A·H·O·M·A
S·A·I
STATE AUDITOR & INSPECTOR



Cindy Byrd, CPA | State Auditor & Inspector

2300 N. Lincoln Blvd., Room 123, Oklahoma City, OK 73105 | 405.521.3495 | www.sai.ok.gov